



## SPECIFICATIONS



The skins of the 44mm door slab are manufactured from GRP (Glass Reinforced Plastic). They are compression moulded to give a high definition panel design which offers an authentic timber appearance and the thermosetting process means they are unaffected by variations in temperature.

The stiles and rails are of a water resistant composite material and are bonded to the skins.

The insulating core consists of 100% CFC-free polyurethane which provides superior thermal performance and enhances the doors soundproofing.

The finished product is a door slab which is strong, stable, durable, and is indiscernible from wood.

Frames to compliment.



White PVCu



Oak



Rosewood





Whitefoil

## RIGOROUS TESTING

The Entrance 44 has been tested and achieved full accreditation for the stringent PAS 23 & PAS 24 standard.

This includes a severe physical attack on the door handle and lock.



## SAFE & SECURE

The Yale multipoint locking system gives the highest standard of security to your home.

High performance British standard 6 pin cylinder

Anti-bump

Anti pick

Anti drill

Fire resistant

Enhanced key security with over 100,000 combinations



**Yale**



Complies with Secure by Design

## GUARANTEE

The Entrance 44 comes with a 10 year manufacturing guarantee that the door slab will not fade, warp, twist or crack.

**10** YEAR  
GUARANTEE



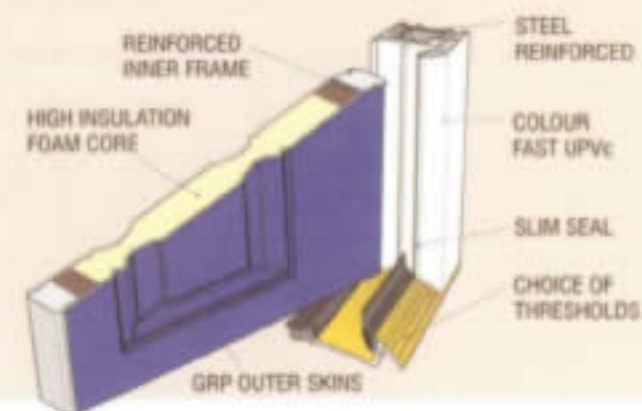


## ACCESSORIES

There is a comprehensive range of door furniture available in White, Black, Silver, Gold and Chrome to compliment your door. Night Latches, Safety Chains and Spy holes are also available.



## THRESHOLD CHOICE



REINFORCED INNER FRAME  
HIGH INSULATION FOAM CORE  
STEEL REINFORCED  
COLOUR FAST UPVC  
SLIM SEAL  
CHOICE OF THRESHOLDS  
GAP OUTER SKINS

## COLOURS

Seven standard colours are available to choose from. In addition to these there are factory finished wood grain options.



Drip Bar available to match all door colours

## SECURITY

The Entrance 44 is fitted with the Yale Asguard multipoint lock, Yale Security door handle and Yale Kite marked Euro cylinder. For additional security there is a Hinge Bolt available as an optional extra.



Yale Multipoint lock Hinge Bolt


## LOCK OPTIONS



Dead Bolt 5 Lever Mortise Night Latch

## BACKING GLASS

14 different backing glasses are available to choose from.



Arctic Autumn Cotswold  
Contora Charcoal Sticks Digital  
Everglade Florielle Mayflower  
Minster Oak Stippolyte  
Sycamore Taffeta

ESPRIT

ARNAGE

APRILLA

Entrance 44 offers you the look and feel of a traditional wood door without the inherent problems of timber.

Entrance



ESPRIT TWO  
Quartz



ARNAGE TWO  
SB Pusan \*



APRILLA TWO  
Kupang



ESPRIT TWO  
Climbing Rose



ARNAGE TWO  
Vogue



APRILLA TWO  
Diamond Cut



ESPRIT TWO  
Red Diamond



ARNAGE TWO  
Blue Diamond



ESPRIT TWO  
Bliss



APRILLA TWO  
Jet



ESPRIT TWO  
Douglas Rose



APRILLA TWO  
Pectolite \*



(Triple Glazed)



ESPRIT TWO  
Palu \*  
(Platinum)



ARNAGE TWO  
Green Palopo



ARNAGE TWO  
Barite



\* Glass design eliminates the need for any backing glass.

# MULSANNE

The Mulsanne range comes with a wide range of glass designs to choose from and with the choice of backing glass you are able to enjoy the maximum light through the glass while still retaining your privacy.

Entrance  
FORTY FOUR



MULSANNE ONE  
Pectolite ★



MULSANNE ONE  
Kupang




MULSANNE ONE  
SB Pusan ★



MULSANNE ONE  
Gold Bar



MULSANNE ONE  
Brazilianite Red ★



MULSANNE ONE  
Ebony



MULSANNE ONE  
Diamond Lead



MULSANNE ONE  
Blind ★

(Triple Glazed)



MULSANNE ONE  
Palu \*  
[Gold]



MULSANNE ONE  
Kingston Lead



MULSANNE ONE  
Celestine



MULSANNE ONE  
Black Palopo



Palu [Gold]



MULSANNE ONE  
Brazilianite Green \*



Celestine



\* Glass design eliminates the need for additional glazing

# SNIPE

The compression moulding gives a high definition panel design which offers the authentic appeal of timber and like all other Entrance doors there will never be any need to paint or varnish again.

Entrance



SNIPE ONE  
Paku ★  
(Gold)



SNIPE ONE  
Islay Rose



SNIPE ONE  
Pyrope



SNIPE ONE  
Climbing Rose



SNIPE ONE  
Kupang



SNIPE ONE  
Aragonite



SNIPE ONE  
Gold Bar



SNIPE ONE  
Single Stem Rose



SNIPE ONE  
Green Palopo



SNIPE ONE  
SB Joanna



SNIPE ONE  
Georgian Bar  
*(External)*



SNIPE ONE  
Pectolite \*



SB Pusan



SNIPE ONE  
SB Pusan \*



Kupang



Arakonia



Hand Stained Rosewood

\* Glass design eliminates the need for any backing glass.

# TUSCAN

The Entrance 44 composite door will not warp, twist or bow and will only require the occasional clean with a damp cloth to restore it to its original condition.

Entrance



TUSCAN ONE  
SB Pusan \*



TUSCAN ONE  
Georgian Bar  
(External)



TUSCAN THREE  
Kupang



TUSCAN ONE  
Rose



TUSCAN ONE  
Turquoise



TUSCAN ONE  
Opal



TUSCAN ONE  
Diamond Lead



TUSCAN ONE  
Coral



TUSCAN ONE  
House Number



TUSCAN ONE  
SB Joanna



TUSCAN ONE  
Pectolite \*



TUSCAN ONE  
Black Palopo



SB Polar



TUSCAN THREE  
SB Polar



TUSCAN THREE  
Palu \*  
[Platinum]



Pectolite

(Triple Glazed)

\* Glass design eliminates the need for any backing glass.

# CAMARQUE

This traditional designed door with its classic lines will make the perfect entrance to your home.



CAMARQUE FOUR  
Blue Palopo



CAMARQUE TWO  
Red Diamond



CAMARQUE  
Solid



CAMARQUE TWO  
Zirconia




CAMARQUE FOUR  
Kupang



CAMARQUE TWO  
Onyx



CAMARQUE TWO  
Diamond Lead



Blue Diamond



Onyx



Sapphire

Foto: www.kamarko.com



IMPALA ONE  
Glazed



IMPALA ONE  
SB Ellie



VANQUISH ONE  
Glazed



VANQUISH ONE  
Tebing \*

(Triple Glazed)



Kupang



Kektite



VOLANTE ONE  
Kektite

(Triple Glazed)



VOLANTE ONE  
Ambon \*  
(Gold)



VOLANTE ONE  
Solid

\* Glass design eliminates the need for any backing glass.




CHIMAERA  
Solid



ARLIBA ONE  
Glazed (Centre)



ARLIBA THREE  
SB Ava (Left)



ARLIBA FOUR  
SB Ellie (Right)



CHIMAERA ONE  
Zirconia



CHIMAERA THREE  
SB Olivia



BELIZE TWO  
SB Ellie

Side Panels are available in all colours and are designed to match the Esprit, Arnage and the Aprilla.



ESPRIT ONE  
SB Pusan \*

MULSANNE ONE  
SB Pusan \*

ESPRIT ONE  
SB Pusan \*



ESPRIT TWO  
Diamond Lead

QUARTER  
PANEL  
Diamond Lead

ESPRIT ONE  
Diamond Lead



BELIZE FOUR  
SB Number



CATALINA ONE  
Glazed



TORTOLA ONE  
SB Mia



TORTOLA ONE  
Green Palopo

Variations in colour and patterns do occur to those illustrated due to manufacturing and printing limitations.  
The company reserves the right to change the product range without prior notice.

## GLAZED OPTIONS



ESPRIT TWO  
Glazed



MULSANNE ONE  
Glazed



SNIPE ONE  
Glazed



TUSCAN THREE  
Glazed



CAMARQUE FOUR  
Glazed

**starlight**  
W·I·N·D·O·W·S·A·N·D  
C·O·N·S·E·R·V·A·T·O·R·I·E·S  
[www.starlightwindows.co.uk](http://www.starlightwindows.co.uk)

Tel: 01325 321301  
[sales@starlightwindows.co.uk](mailto:sales@starlightwindows.co.uk)